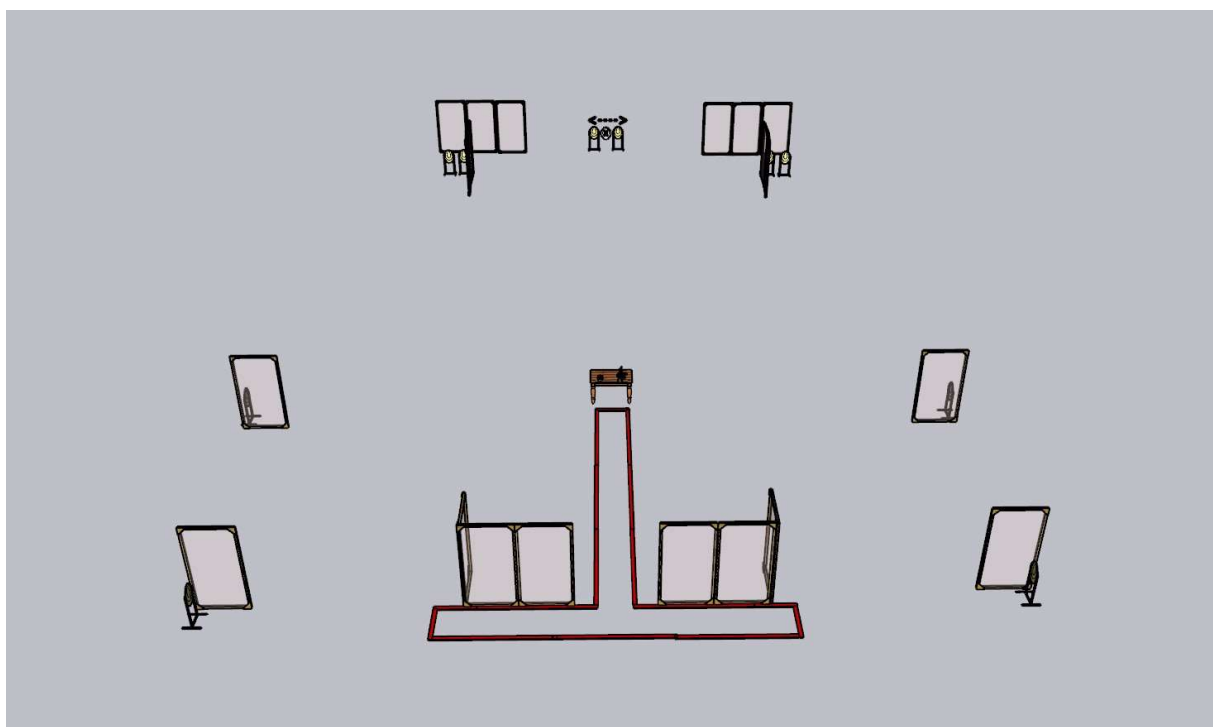


**Stage Number: 1**



**Stage type:** Medium Course

**Targets (type & number):** 10 IPSC Targets. Two best hits are scored from the paper targets.

**Possible Points:** 100

**Minimum number of rounds:** 20

**Distance:** 10-80 meters.

**Start Position:** Standing anywhere in the designated area, as demonstrated by the RO.

**The Rifle ready Condition:** **UNLOADED** - Option 3

**Rifle position at start:** Rifle lying flat on the table.

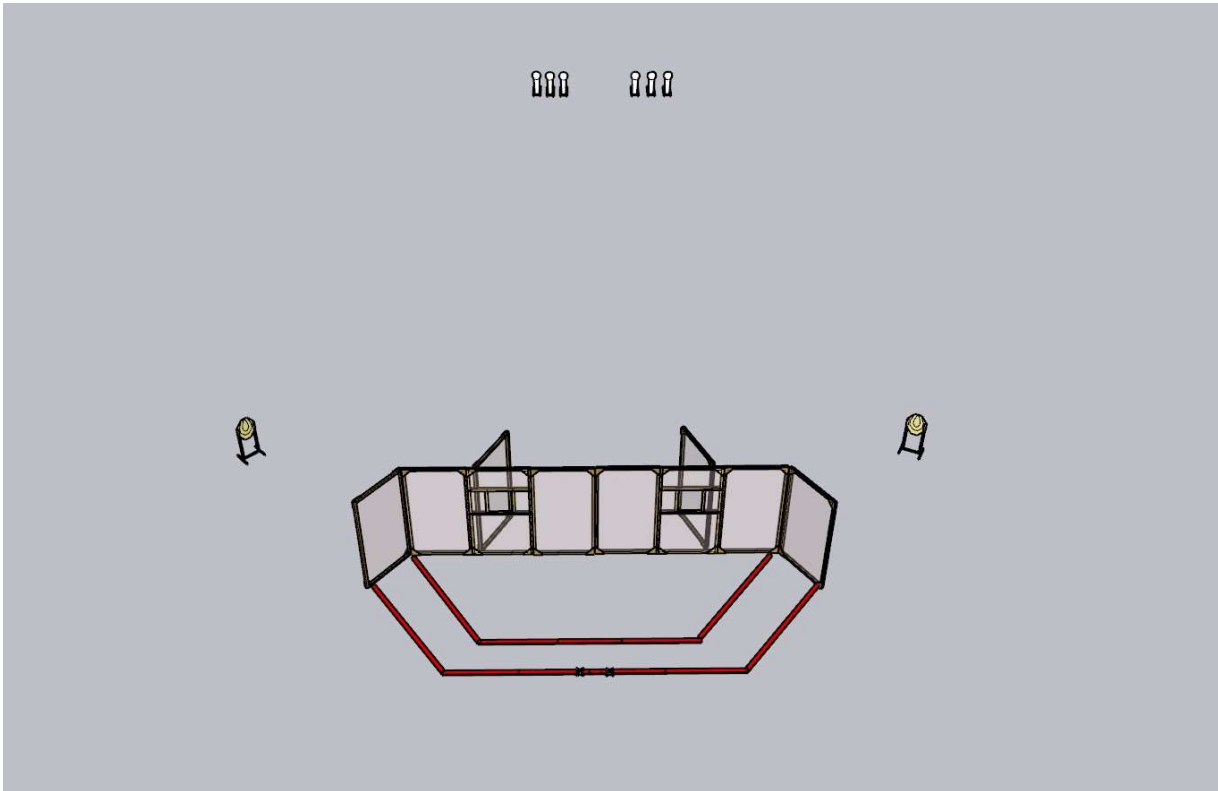
**Time Starts:** **On** audible signal

**Procedure:** After start signal, engage all targets.

**Safety angles:** 90 degrees

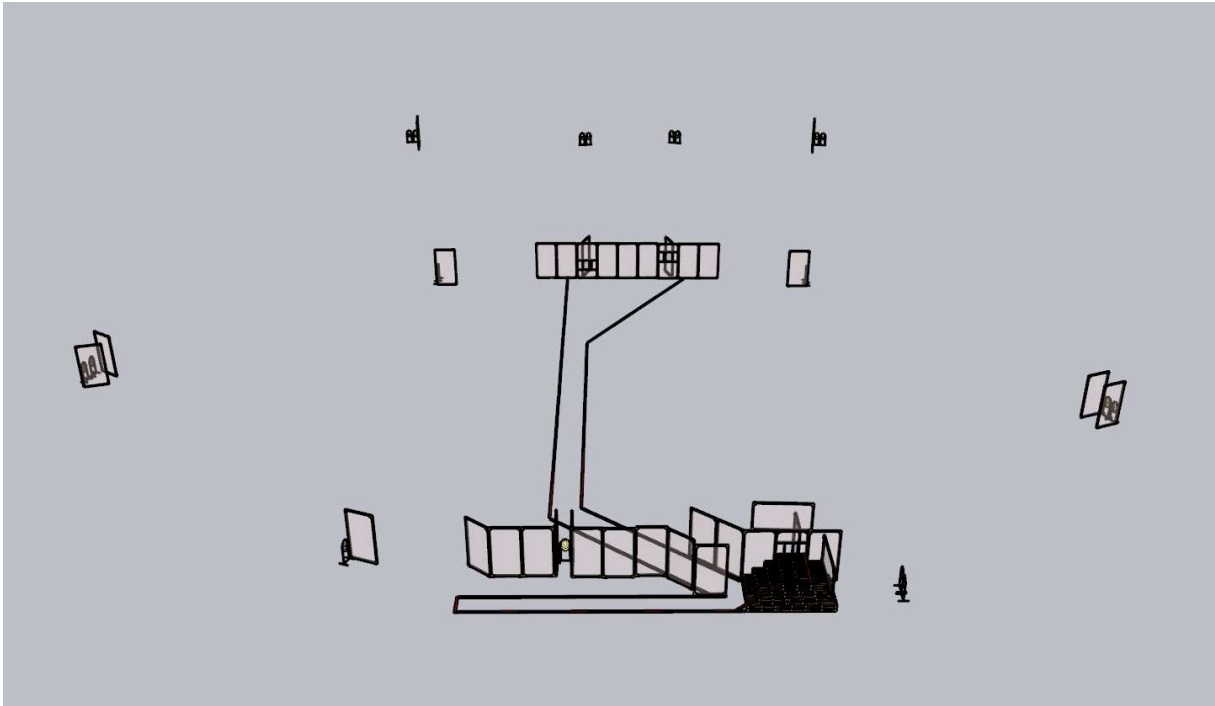
**Notes:**

## Stage Number: 2



- Stage type:** Short Course
- Targets (type & number):** 2 IPSC Targets, 6 IPSC Poppers. Two best hits are scored from the paper targets.
- Possible Points:** 50
- Minimum number of rounds:** 10
- Distance:** 15-90 meters.
- Start Position:** Heels touching marked bar, as demonstrated by the RO. Competitor standing erect, with the rifle in the ready condition, held in both hands, stock touching the competitor at hip level, barrel parallel to the ground, trigger guard downwards, muzzle pointing downrange and with the fingers outside the trigger guard.
- The Rifle ready Condition:** **LOADED** - Option 1
- Rifle position at start:**
- Time Starts:** **On** audible signal
- Procedure:** After start signal, engage all targets.
- Safety angles:** 90 degrees
- Notes:** Stage location is in 100 meters rifle range.

### Stage Number: 3



**Stage type:** Long Course

**Targets (type & number):** 20 IPSC Targets. Two best hits are scored from the paper targets.

**Possible Points:** 200

**Minimum number of rounds:** 40

**Distance:** 5-90 meters.

**Start Position:** Standing anywhere in the designated area, as demonstrated by the RO. Competitor standing erect, with the rifle in the ready condition, held in both hands, stock touching the competitor at hip level, barrel parallel to the ground, trigger guard downwards, muzzle pointing downrange and with the fingers outside the trigger guard.

**The Rifle ready Condition:** **LOADED** - Option 1

**Rifle position at start:**

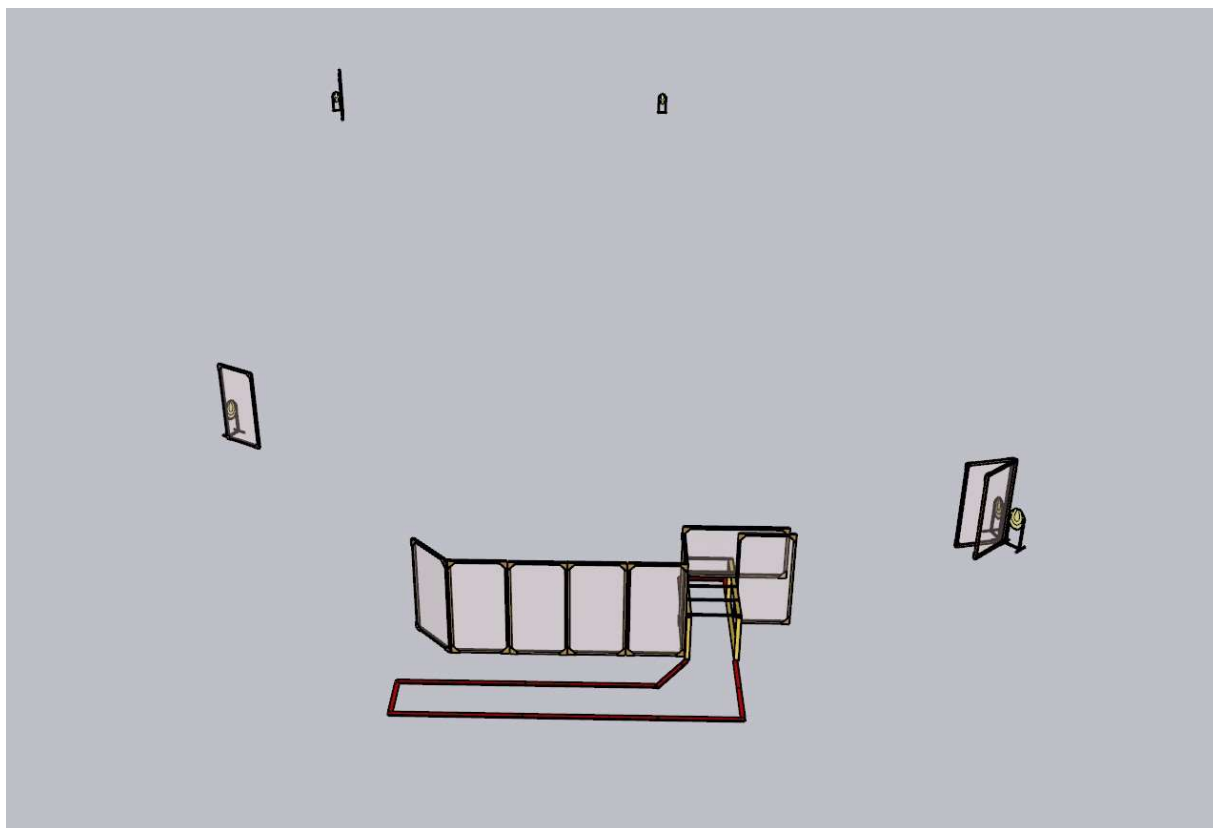
**Time Starts:** **On** audible signal

**Procedure:** After start signal, engage all targets.

**Safety angles:** 90 degrees

**Notes:**

## Stage Number: 4



**Stage type:** Short Course

**Targets (type & number):** 5 IPSC Mini Targets. Two best hits are scored from the paper targets.

**Possible Points:** 50

**Minimum number of rounds:** 10

**Distance:** 10-70 meters.

**Start Position:** Standing anywhere in the designated area, as demonstrated by the RO. Competitor standing erect, with the rifle in the ready condition, held in both hands, stock touching the competitor at hip level, barrel parallel to the ground, trigger guard downwards, muzzle pointing downrange and with the fingers outside the trigger guard.

**The Rifle ready Condition:** **LOADED** - Option 1

**Rifle position at start:**

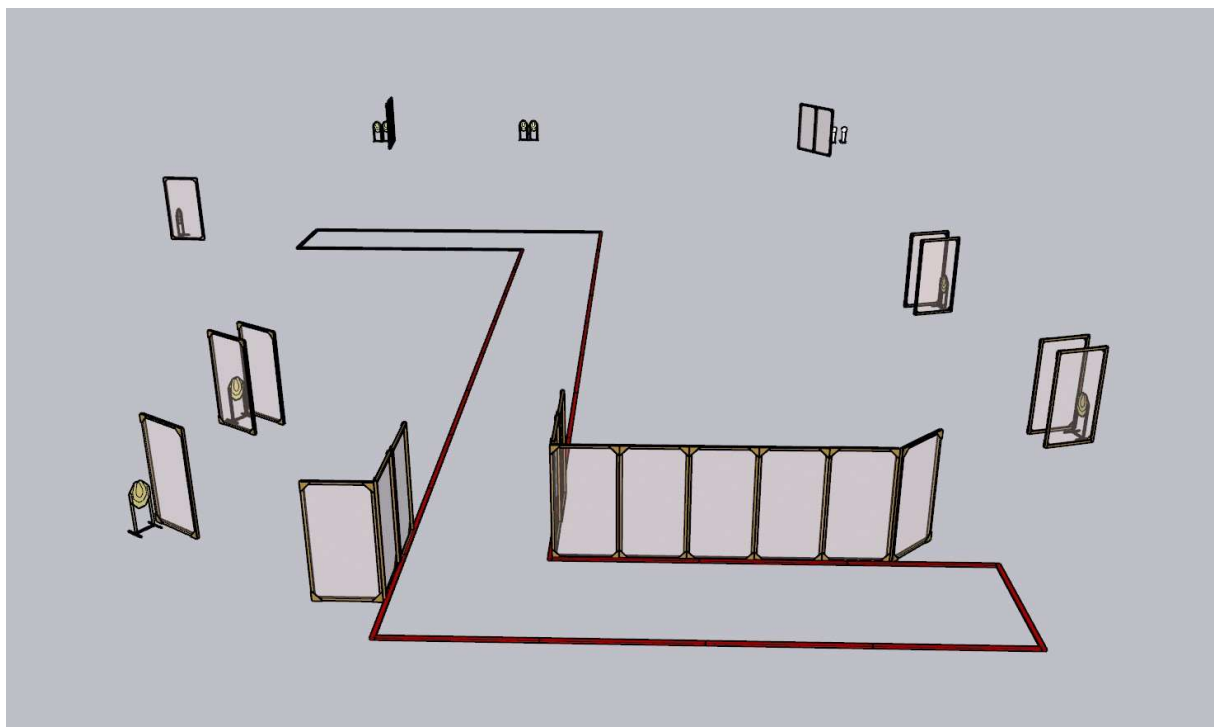
**Time Starts:** On audible signal

**Procedure:** After start signal, engage all targets. There is a Cooper Tunnel in the stage,

**Safety angles:** 90 degrees

**Notes:**

## Stage Number: 5



**Stage type:** Medium Course  
**Targets (type & number):** 9 IPSC Targets, 2 IPSC Plates. Two best hits are scored from the paper targets.

**Possible Points:** 100

**Minimum number of rounds:** 20

**Distance:** 10-70 meters.

**Start Position:** Standing anywhere in the designated area, as demonstrated by the RO. Competitor standing erect, with the rifle in the ready condition, held in both hands, stock touching the competitor at hip level, barrel parallel to the ground, trigger guard downwards, muzzle pointing downrange and with the fingers outside the trigger guard.

**The Rifle ready Condition:** LOADED - Option 1

**Rifle position at start:**

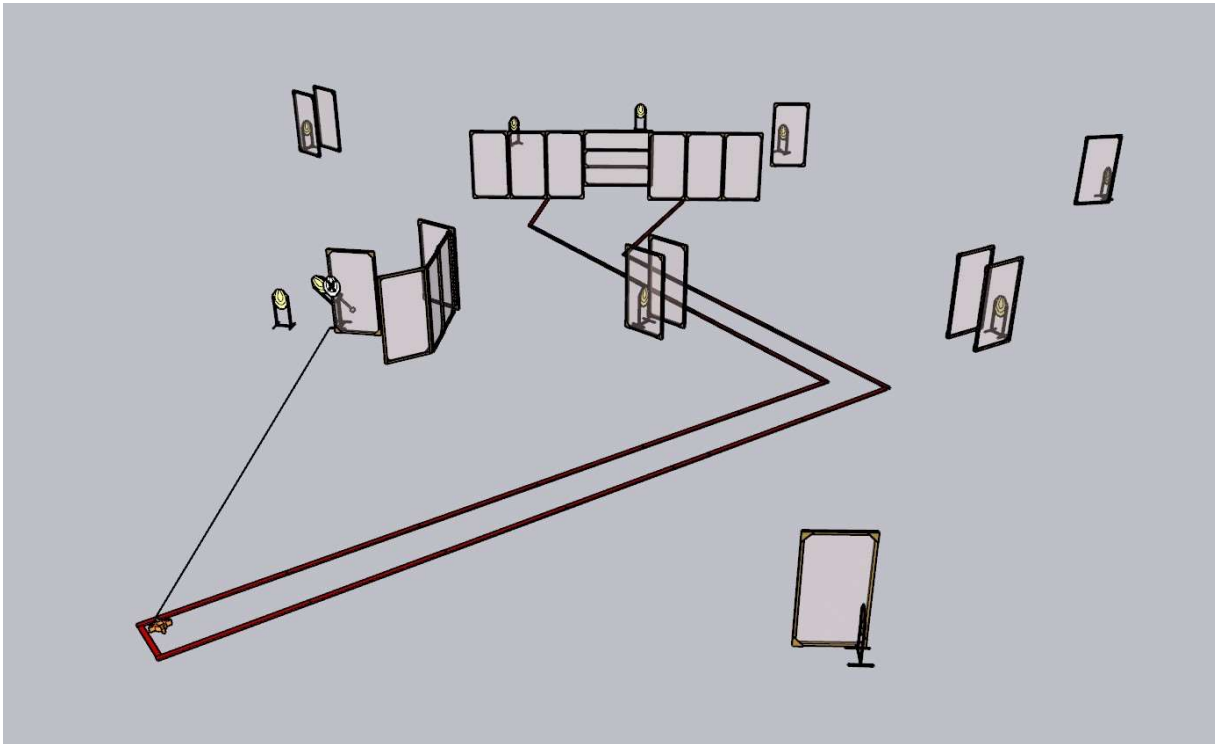
**Time Starts:** On audible signal

**Procedure:** After start signal, engage all targets.

**Safety angles:** 90 degrees

**Notes:**

**Stage Number: 6**



**Stage type:** Medium Course

**Targets (type & number):** 10 IPSC Targets. Two best hits are scored from the paper targets.

**Possible Points:** 100

**Minimum number of rounds:** 20

**Distance:** 5-25 meters.

**Start Position:** Standing anywhere in the designated area, as demonstrated by the RO. Competitor standing erect, with the rifle in the ready condition, held in both hands, stock touching the competitor at hip level, barrel parallel to the ground, trigger guard downwards, muzzle pointing downrange and with the fingers outside the trigger guard.

**The Rifle ready Condition:** **LOADED** - Option 2

**Rifle position at start:**

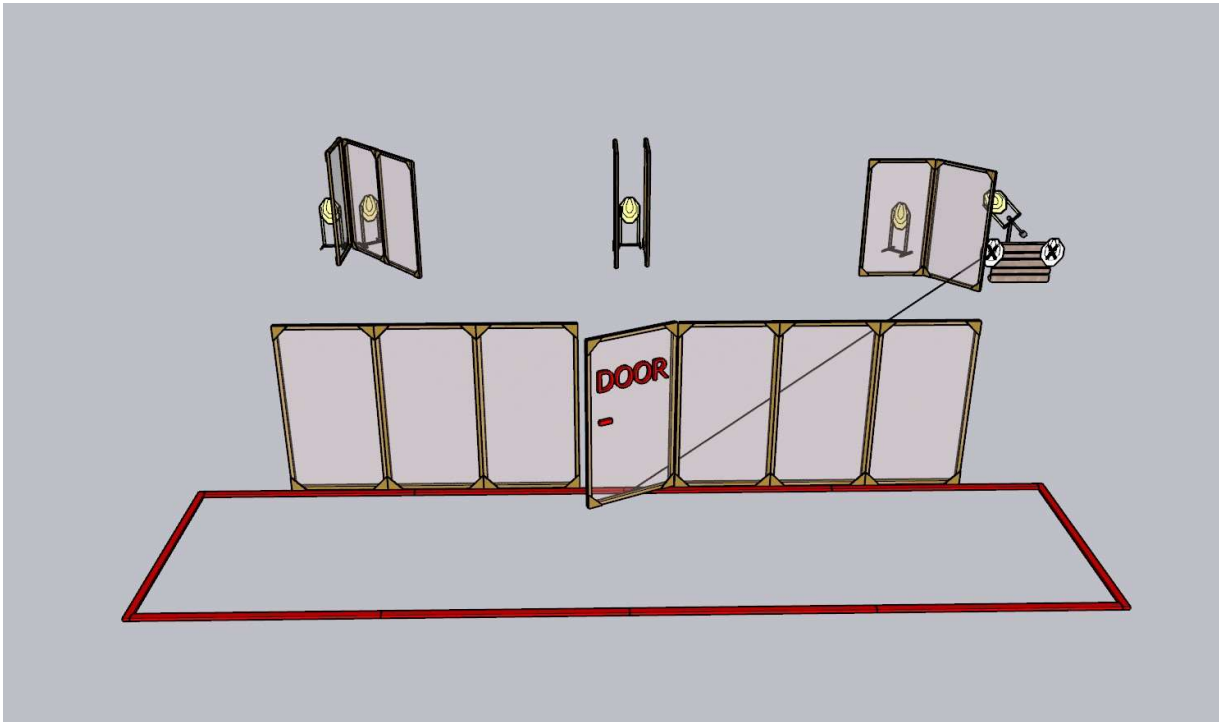
**Time Starts:** **On** audible signal

**Procedure:** After start signal, engage all targets. Stepping on the platform activates swinger T2. Target remains visible at rest.

**Safety angles:** 90 degrees

**Notes:** 2 Hands holding the rifle.

**Stage Number: 7**



**Stage type:** Short Course

**Targets (type & number):** 5 IPSC Mini Targets. Two best hits are scored from the paper targets.

**Possible Points:** 50

**Minimum number of rounds:** 10

**Distance:** 10-20 meters.

**Start Position:** Standing anywhere in the designated area, as demonstrated by the RO. Competitor standing erect, with the rifle in the ready condition, held in both hands, stock touching the competitor at hip level, barrel parallel to the ground, trigger guard downwards, muzzle pointing downrange and with the fingers outside the trigger guard.

**The Rifle ready Condition:** LOADED - Option 1

**Rifle position at start:**

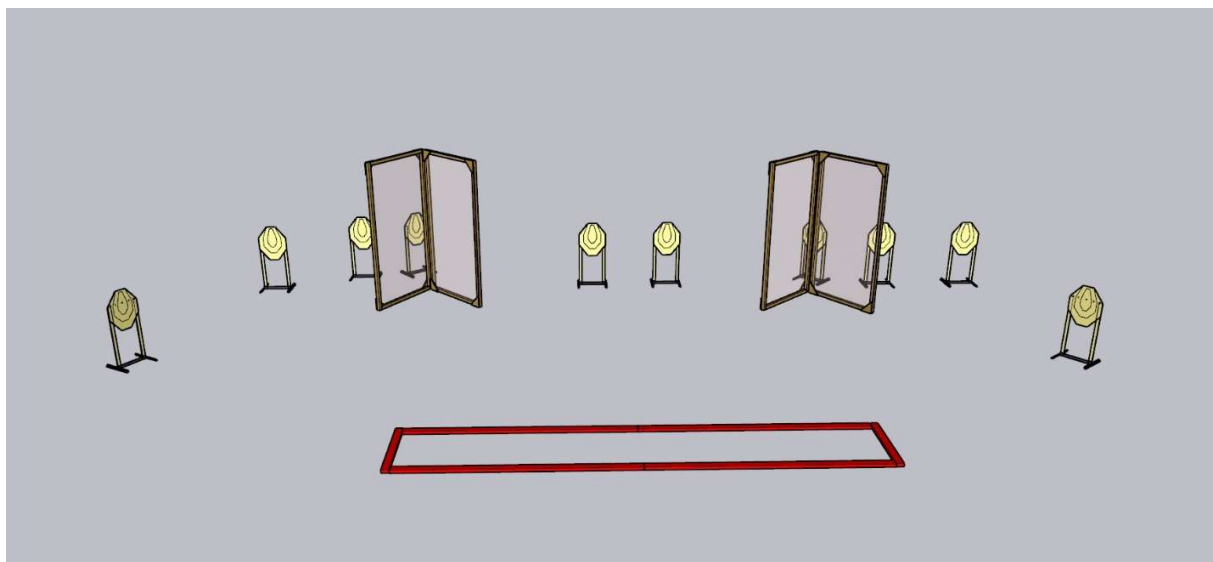
**Time Starts:** On audible signal

**Procedure:** After start signal, engage all targets. Opening door activates swinger T5. Target remains visible at rest.

**Safety angles:** 90 degrees

**Notes:**

**Stage Number: 8**



**Stage type:** Short Course

**Targets (type & number):** 5 IPSC Mini Targets. Two best hits are scored from the paper targets.

**Possible Points:** 50

**Minimum number of rounds:** 10

**Distance:** 5-15 meters.

**Start Position:** Standing anywhere in the designated area, as demonstrated by the RO. Competitor standing erect, with the rifle in the ready condition, held in both hands, stock touching the competitor at hip level, barrel parallel to the ground, trigger guard downwards, muzzle pointing downrange and with the fingers outside the trigger guard.

**The Rifle ready Condition:** LOADED - Option 1

**Rifle position at start:**

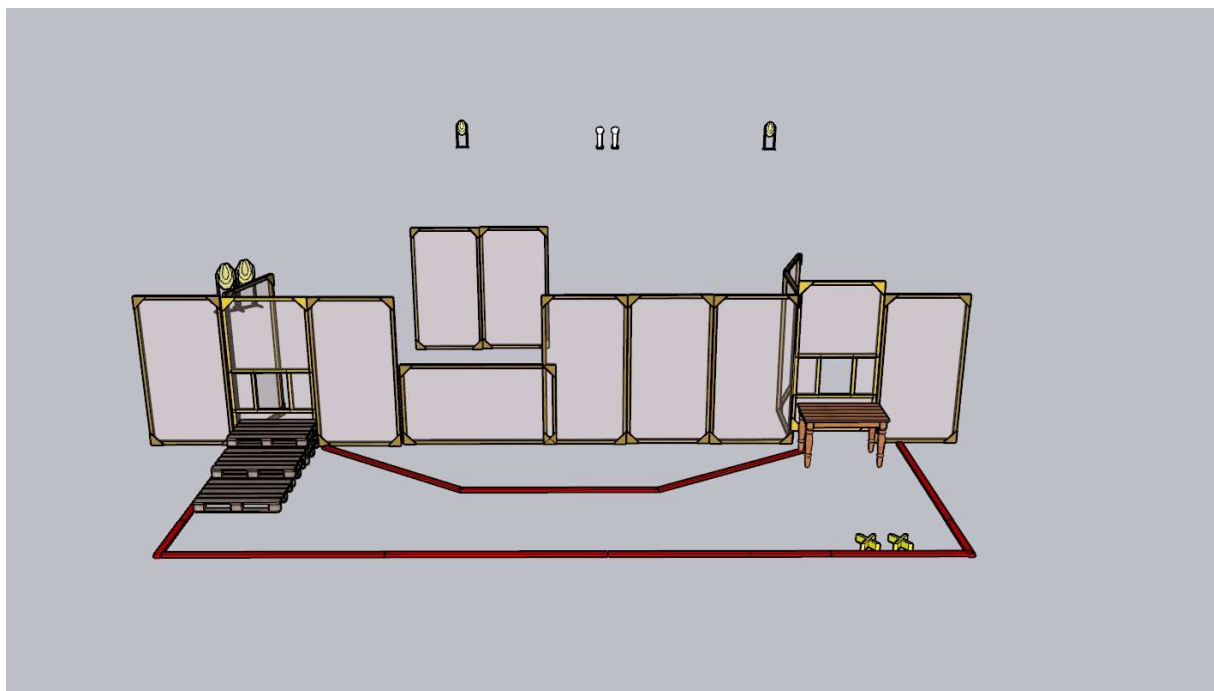
**Time Starts:** On audible signal

**Procedure:** After start signal, engage all targets.

**Safety angles:** 90 degrees

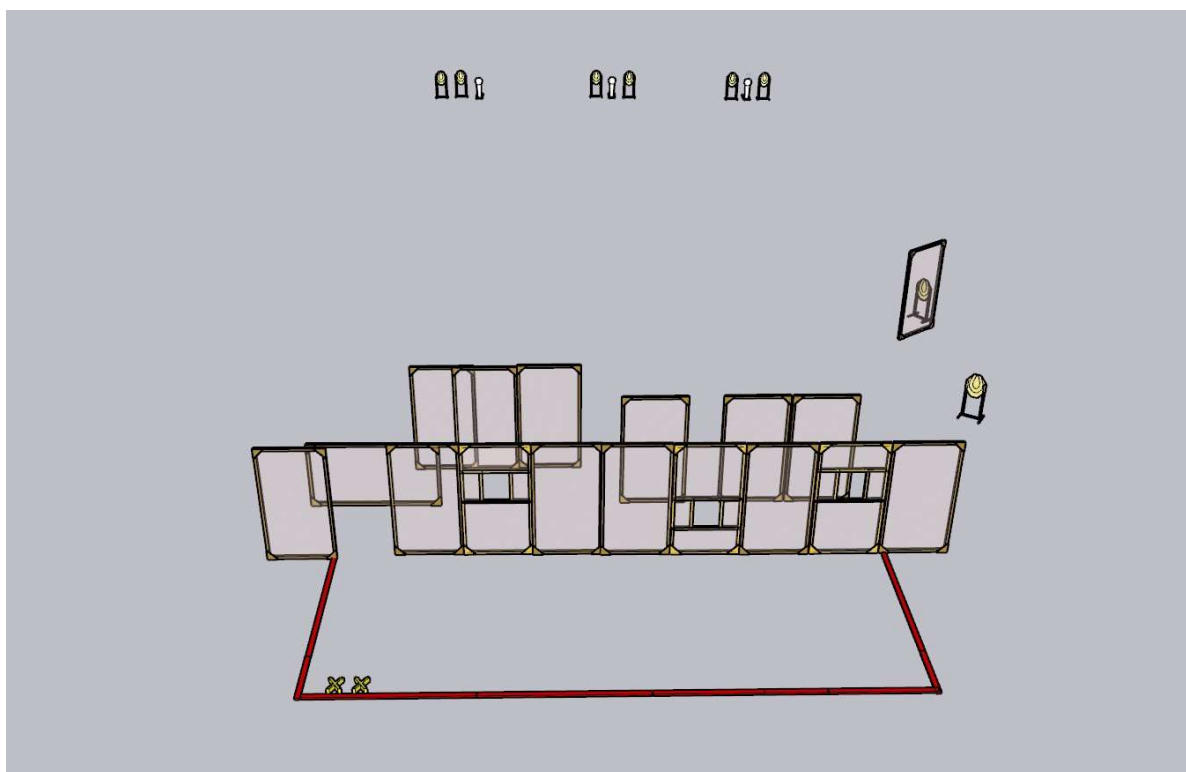
**Notes:**

## Stage Number: 9



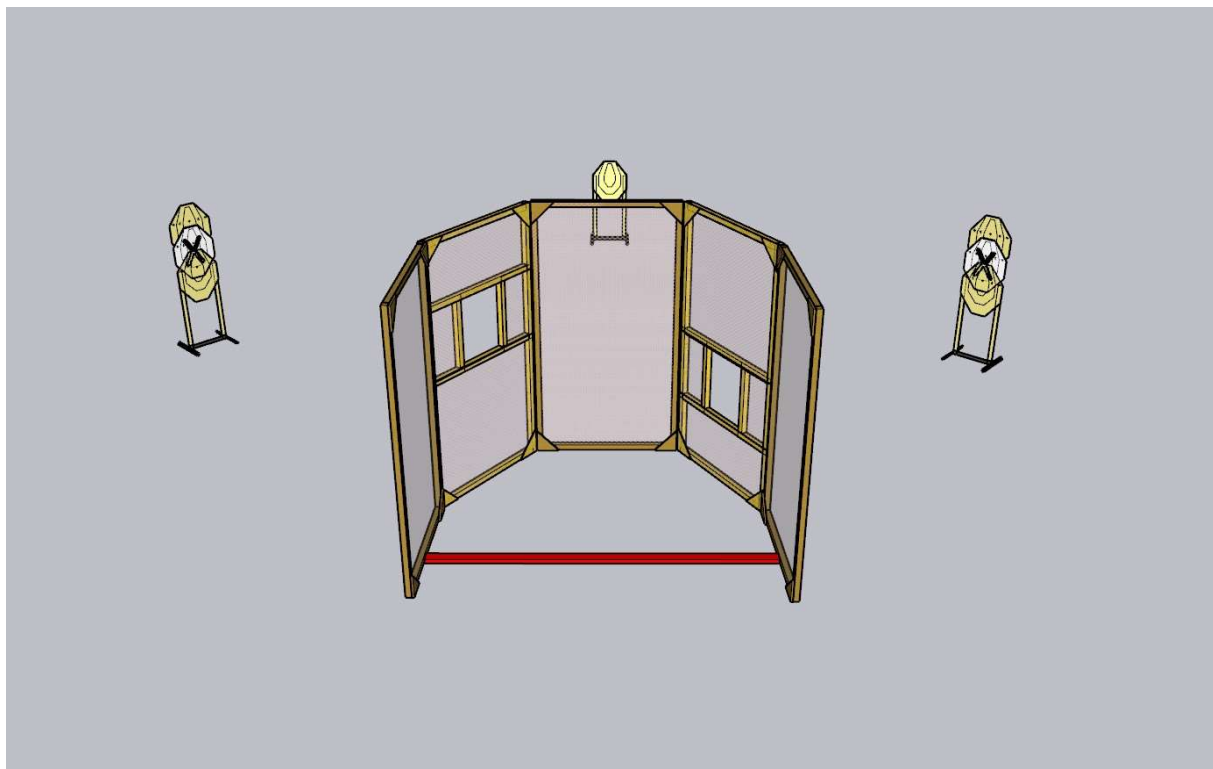
- Stage type:** Short Course
- Targets (type & number):** 4 IPSC Targets, 2 IPSC Poppers. Two best hits are scored from the paper targets.
- Possible Points:** 50
- Minimum number of rounds:** 10
- Distance:** 15-300 meters.
- Start Position:** Heels touching marked bar in the designated area, as demonstrated by the RO. Competitor standing erect, with the rifle in the ready condition, held in both hands, stock touching the competitor at hip level, barrel parallel to the ground, trigger guard downwards, muzzle pointing downrange and with the fingers outside the trigger guard.
- The Rifle ready Condition:** **LOADED** - Option 1
- Rifle position at start:**
- Time Starts:** **On** audible signal
- Procedure:** After start signal, engage all targets.
- Safety angles:** 90 degrees
- Notes:**

**Stage Number: 10**



- Stage type:** Medium Course
- Targets (type & number):** 8 IPSC Targets, 3 IPSC Poppers. Two best hits are scored from the paper targets.
- Possible Points:** 95
- Minimum number of rounds:** 19
- Distance:** 15-300 meters.
- Start Position:** Heels touching marked bar in the designated area, as demonstrated by the RO. Competitor standing erect, with the rifle in the ready condition, held in both hands, stock touching the competitor at hip level, barrel parallel to the ground, trigger guard downwards, muzzle pointing downrange and with the fingers outside the trigger guard.
- The Rifle ready Condition:** **LOADED** - Option 1
- Rifle position at start:**
- Time Starts:** On audible signal
- Procedure:** After start signal, engage all targets.
- Safety angles:** 90 degrees
- Notes:**

**Stage Number: 11**



**Stage type:** Short Course

**Targets (type & number):** 5 IPSC Mini Targets. Two best hits are scored from the paper targets.

**Possible Points:** 50

**Minimum number of rounds:**10

**Distance:** 10-15 meters.

**Start Position:** Standing anywhere in the designated area, as demonstrated by the RO. Competitor standing erect, with the rifle in the ready condition, held in both hands, stock touching the competitor at hip level, barrel parallel to the ground, trigger guard downwards, muzzle pointing downrange and with the fingers outside the trigger guard.

**The Rifle ready Condition:** **LOADED** - Option 1

**Rifle position at start:**

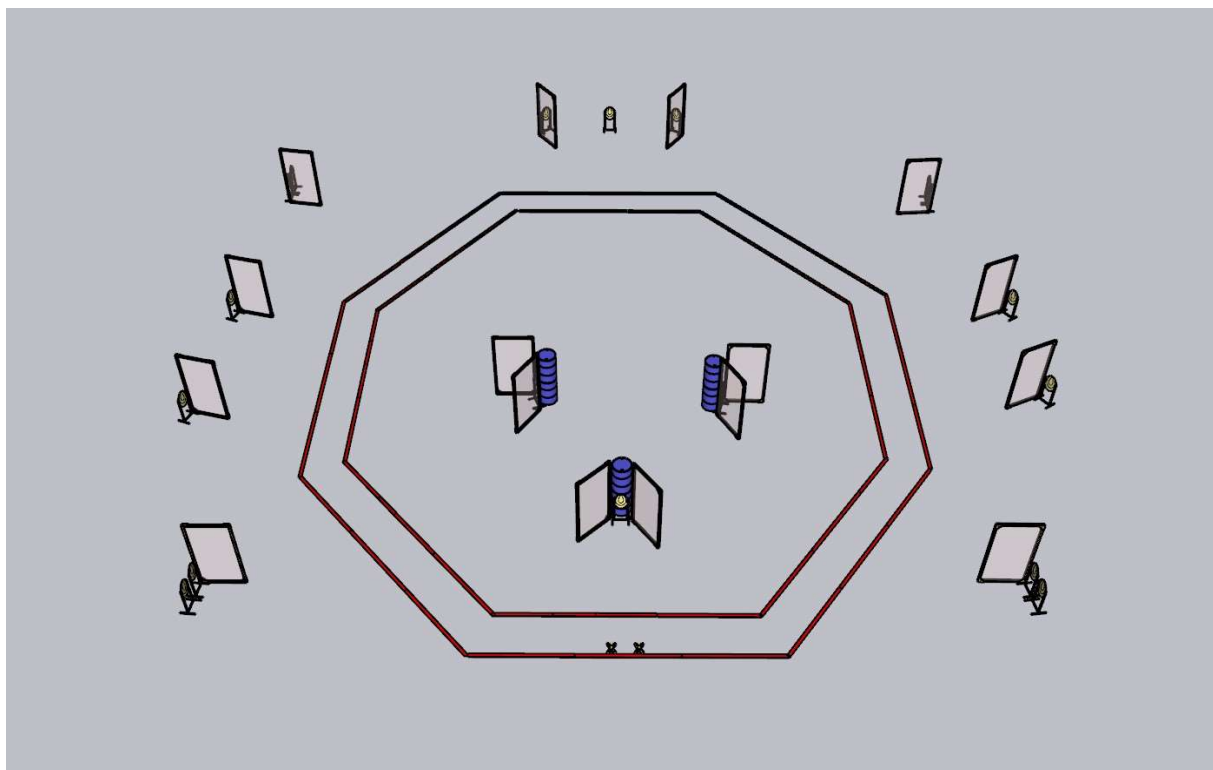
**Time Starts:** **On** audible signal

**Procedure:** After start signal, engage all targets.

**Safety angles:** 90 degrees

**Notes:**

**Stage Number: 12**



**Stage type:** Long Course

**Targets (type & number):** 18 IPSC Targets. Two best hits are scored from the paper targets.

**Possible Points:** 180

**Minimum number of rounds:** 36

**Distance:** 5-20 meters.

**Start Position:** Heels touching marked bar in the designated area, as demonstrated by the RO. Competitor standing erect, with the rifle in the ready condition, held in both hands, stock touching the competitor at hip level, barrel parallel to the ground, trigger guard downwards, muzzle pointing downrange and with the fingers outside the trigger guard.

**The Rifle ready Condition:** LOADED - Option 1

**Rifle position at start:**

**Time Starts:** On audible signal

**Procedure:** After start signal, engage all targets.

**Safety angles:** 90 degrees

**Notes:**