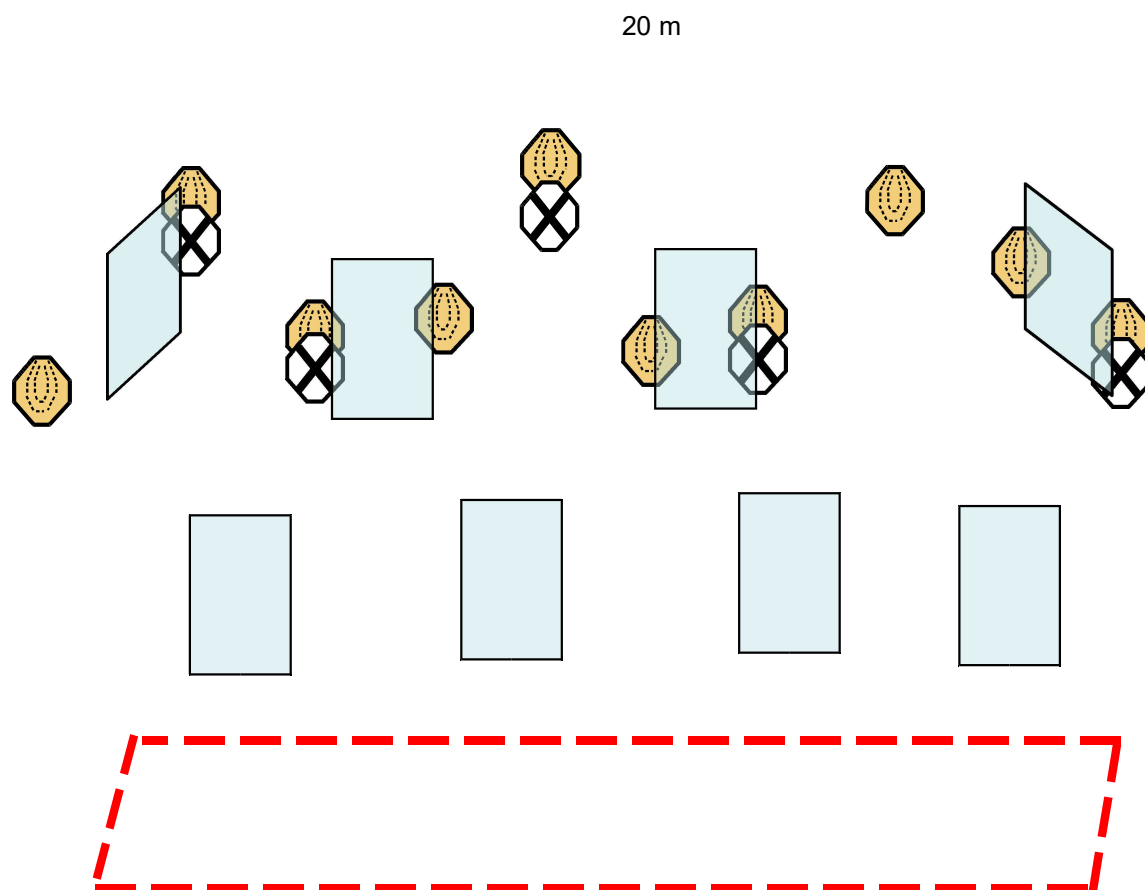


Shooting Academy Rifle – Lithuanian Championship

1 Stage



STAGE 1: (Medium Course).

TARGETS: IPSC MINI Targets 10, No-Shoots 5.

MINIMUM NUMBER OF ROUNDS: 20.

(Maximum points: 100)

START POSITION: Standing erect, anywhere in the designated area, with the rifle in the ready condition, held in both hands, stock touching the competitor at hip level, barrel parallel to the ground, trigger guard downwards, muzzle pointing downrange and with the fingers outside the trigger guard.

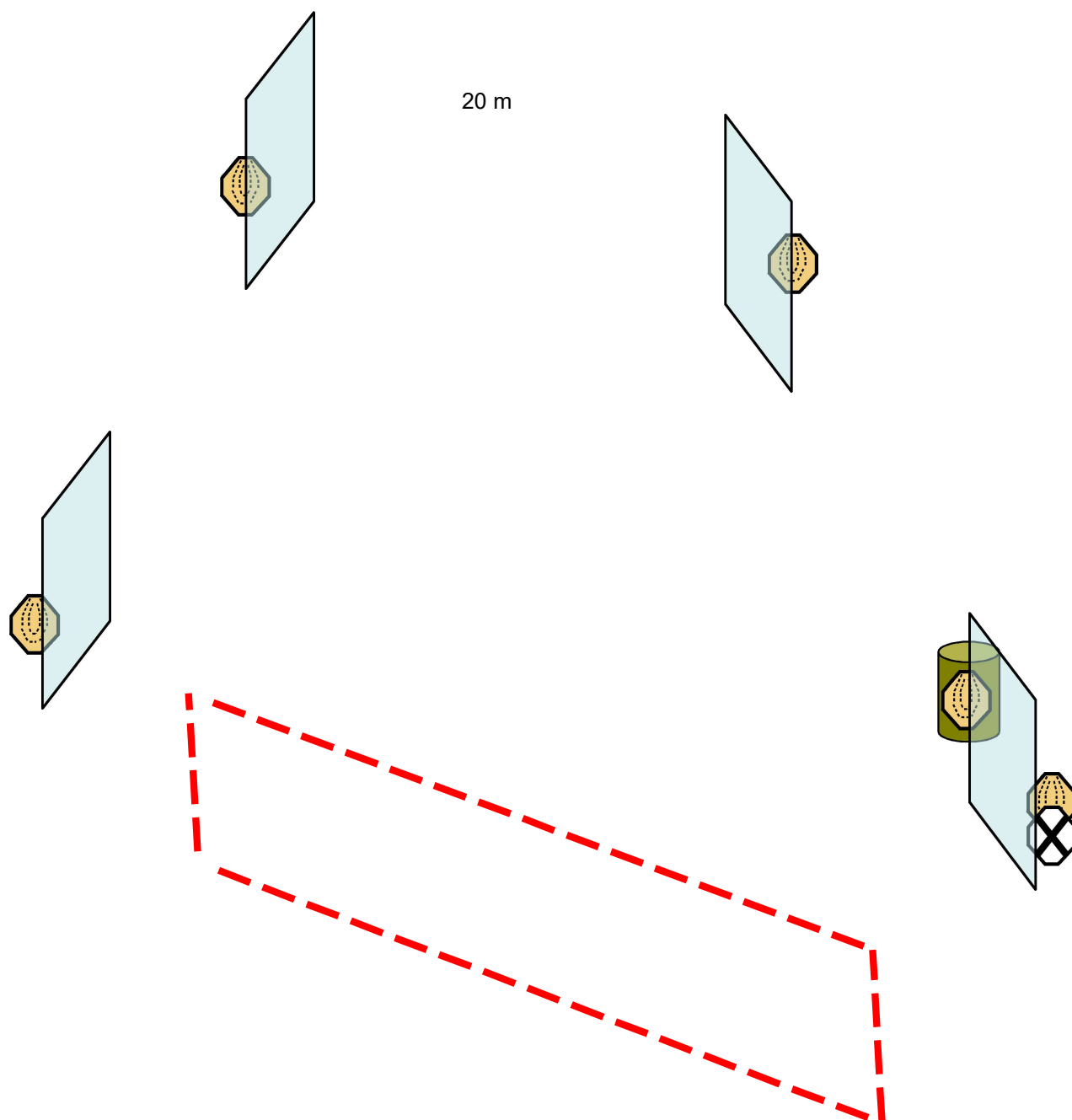
THE RIFLE READY CONDITION: Loaded (Option 1): magazine filled and fitted, chamber loaded, hammer and/or sear cocked and safety catch applied.

TIME START: Audible signal.

PROCEDURE: After start signal engage all targets.

Shooting Academy Rifle – Lithuanian Championship

2 Stage



STAGE: 2: (Short Course).

TARGETS: IPSC MINI Targets 5, No-Shoots 1.

MINIMUM ROUNDS: 10.

(Maximum points: 50)

START POSITION: Standing erect, anywhere in the designated area, with the firearm in the ready condition, held in both hands, stock touching the competitor at hip level, barrel parallel to the ground, trigger guard downwards, muzzle pointing downrange with the fingers outside the trigger guard.

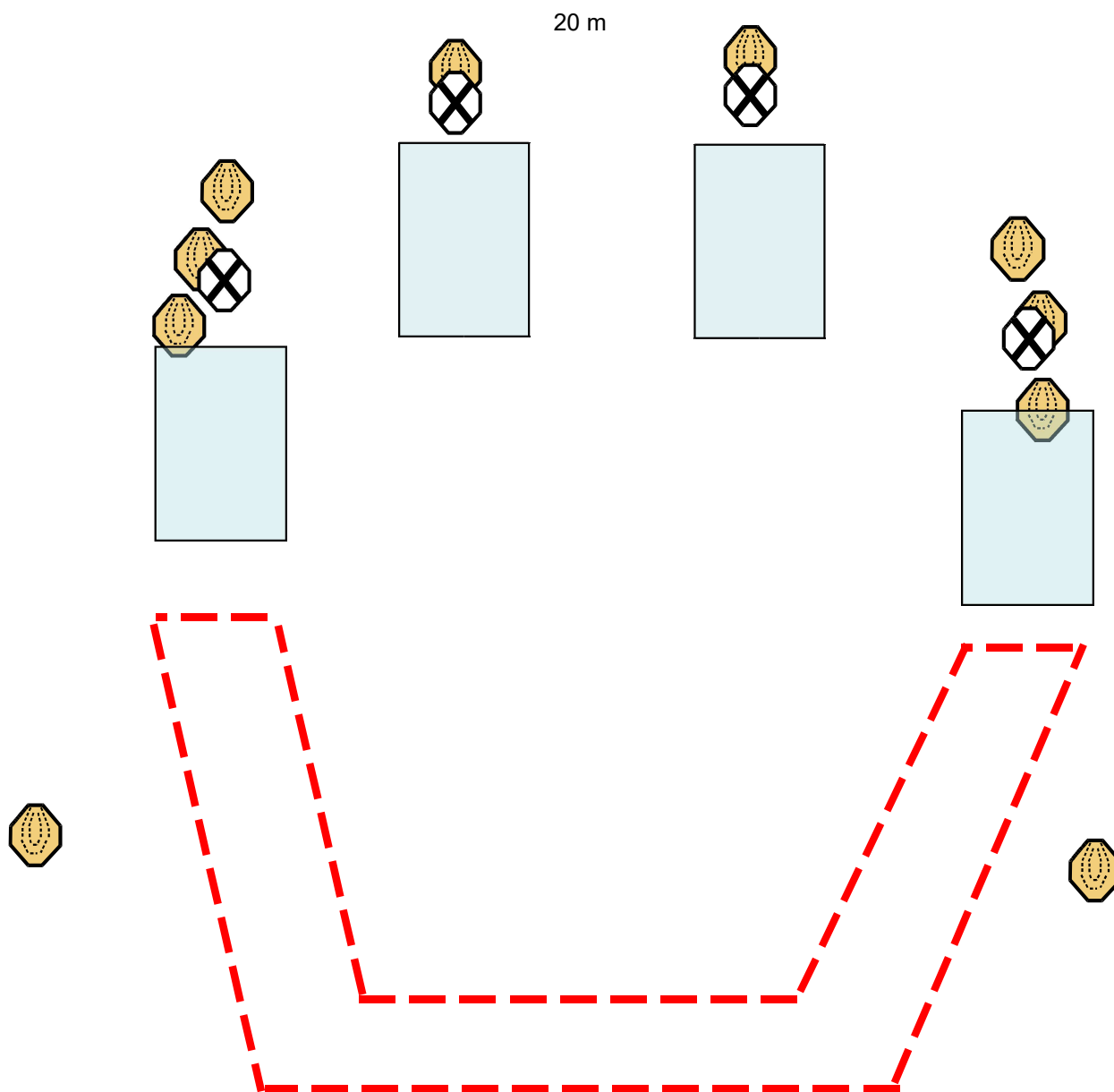
FIREARMS READY CONDITION: Loaded (Option 1): magazine filled and fitted, chamber loaded, hammer and/or sear cocked and safety catch applied.

TIME START: Audible signal.

PROCEDURE: After start signal engage all targets.

Shooting Academy Rifle – Lithuanian Championship

3 Stage



STAGE 3: (Medium Course).

TARGETS: IPSC MINI Targets 10, No-Shoots 4.

MINIMUM NUMBER OF ROUNDS: 20.

(Maximum points: 100)

START POSITION: Standing erect, anywhere in the designated area, with the rifle in the ready condition, held in both hands, stock touching the competitor at hip level, barrel parallel to the ground, trigger guard downwards, muzzle pointing downrange and with the fingers outside the trigger guard.

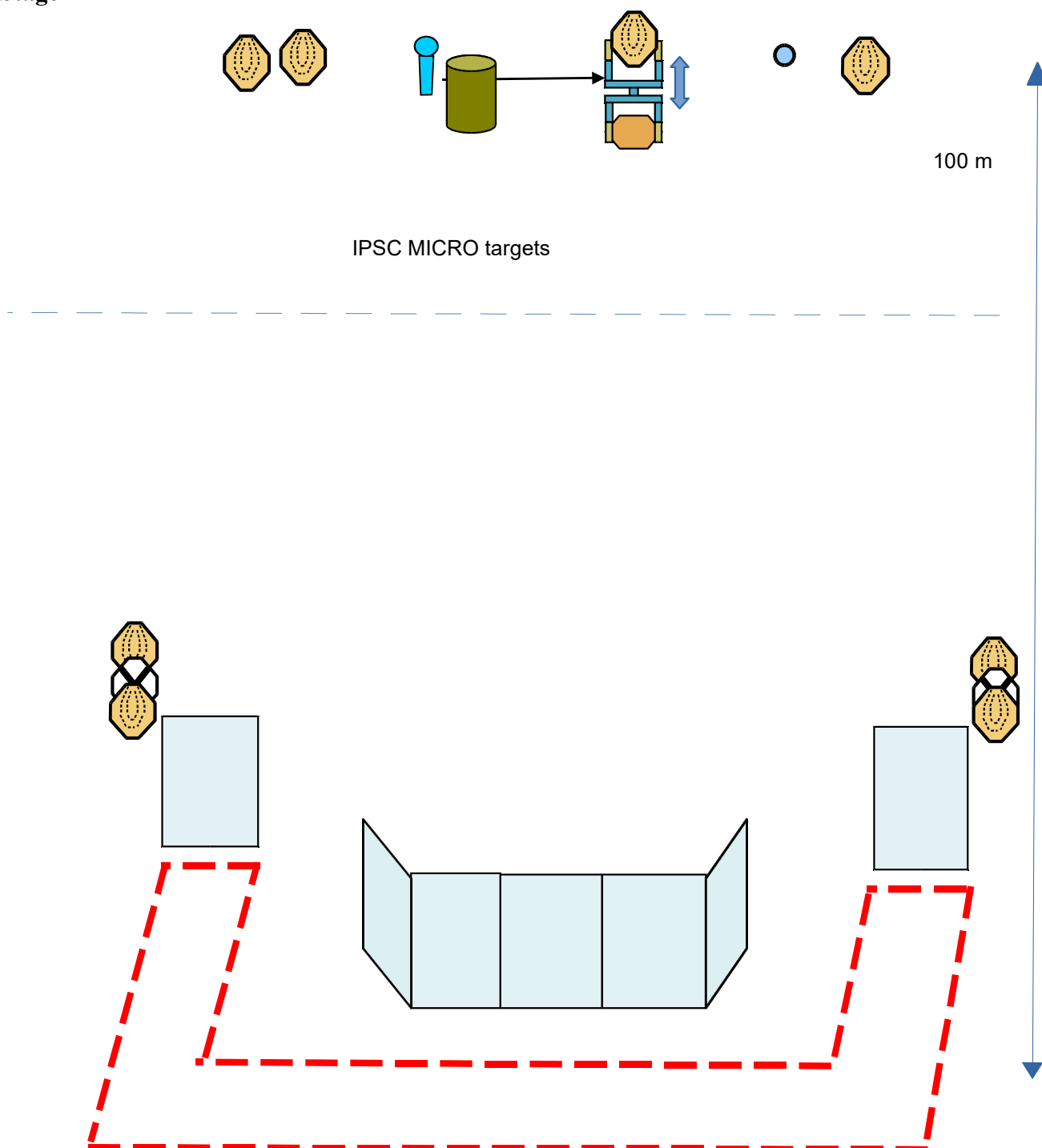
THE RIFLE READY CONDITION: Loaded (Option 1): magazine filled and fitted, chamber loaded, hammer and/or sear cocked and safety catch applied.

TIME START: Audible signal.

PROCEDURE: After start signal engage all targets.

Shooting Academy Rifle – Lithuanian Championship

4 Stage



STAGE 4: (Medium Course).

TARGETS: IPSC MINI Targets 4, IPSC Micro Targets 5, IPSC Popper 1, IPSC Plate 1, No-Shoots 2.

MINIMUM NUMBER OF ROUNDS: 20.

(Maximum points: 100)

START POSITION: Standing erect, anywhere in the designated area, with the rifle in the ready condition, held in both hands, stock touching the competitor at hip level, barrel parallel to the ground, trigger guard downwards, muzzle pointing downrange and with the fingers outside the trigger guard.

THE RIFLE READY CONDITION: Loaded (Option 1): magazine filled and fitted, chamber loaded, hammer and/or sear cocked and safety catch applied.

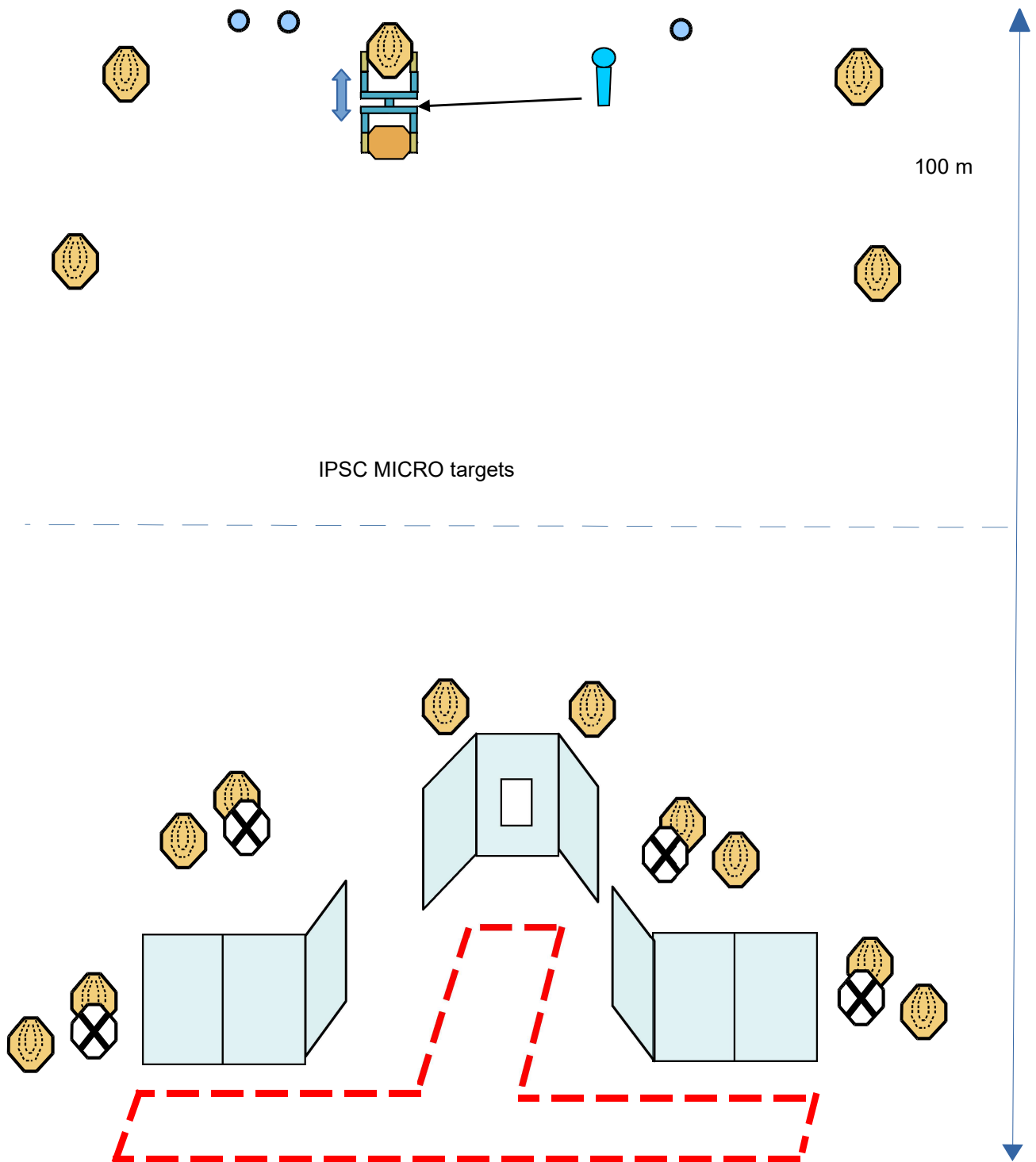
TIME START: Audible signal.

PROCEDURE: After start signal engage all targets.

SPECIAL EQUIPMENT: **Popper P1 activates changing Micro IPSC targets.**

Shooting Academy Rifle – Lithuanian Championship

5 Stage



STAGE 5: (Long Course).

TARGETS: IPSC Mini Targets 10, IPSC Micro Targets 6, IPSC Popprer 1, IPSC Plate 3, No-Shoots 4.

MINIMUM NUMBER OF ROUNDS: 36.

(Maximum points: 180)

START POSITION: Standing erect, anywhere in the designated area, with the rifle in the ready condition, held in both hands, stock touching the competitor at hip level, barrel parallel to the ground, trigger guard downwards, muzzle pointing downrange and with the fingers outside the trigger guard.

THE RIFLE READY CONDITION: Loaded (Option 1): magazine filled and fitted, chamber loaded, hammer and/or sear cocked and safety catch applied.

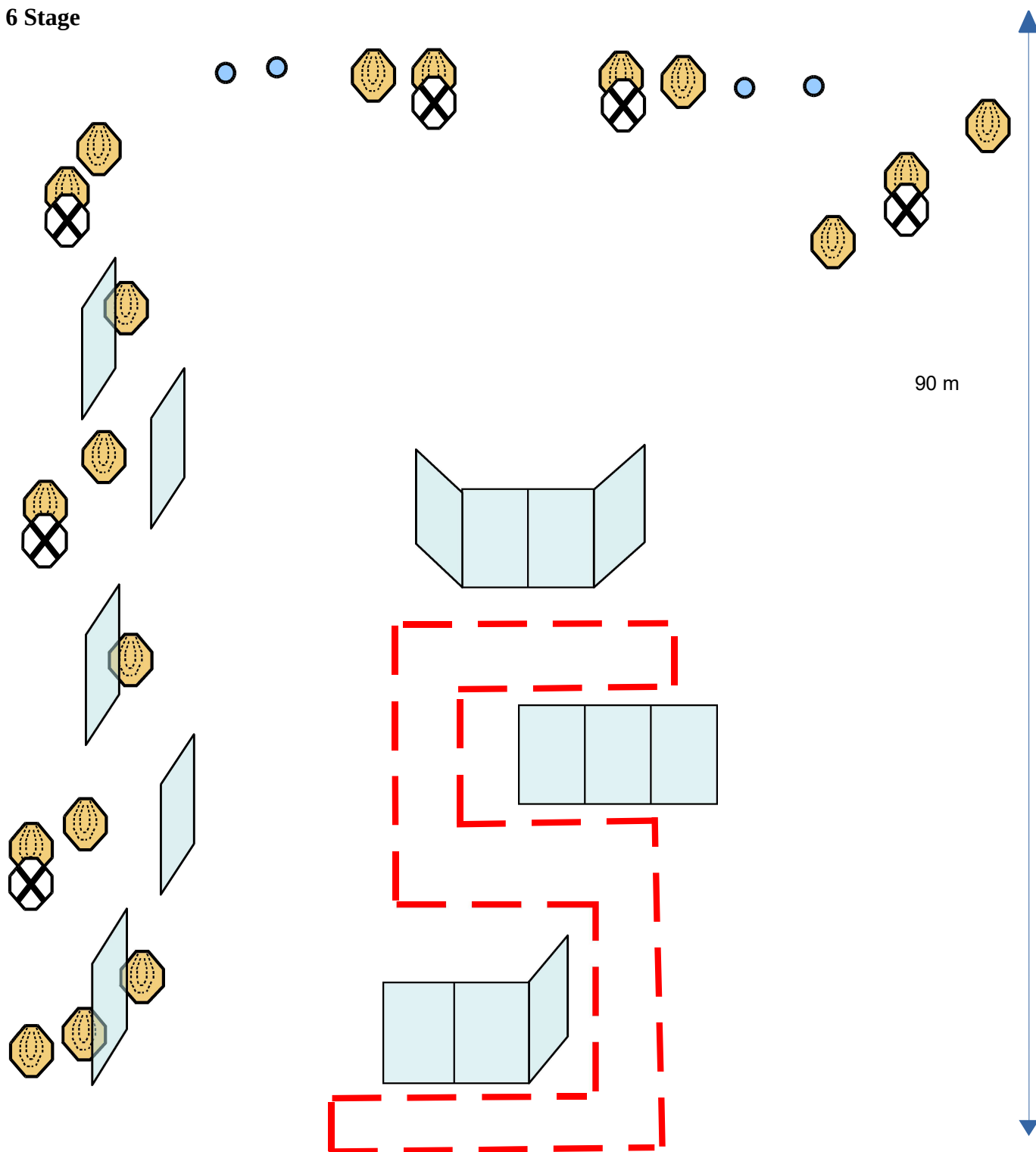
TIME START: Audible signal.

PROCEDURE: After start signal engage all targets.

SPECIAL EQUIPMENT: **Popper P1 activates changing Micro IPSC targets.**

Shooting Academy Rifle – Lithuanian Championship

6 Stage



STAGE 6: (Long course).

TARGETS: IPSC MINI Targets 18, IPSC Plates 4, No-Shoots 6.

MINIMUM NUMBER OF ROUNDS: 40.

(Maximum points: 200)

START POSITION: Standing erect, anywhere in the designated area, with the rifle in the ready condition, held in both hands, stock touching the competitor at hip level, barrel parallel to the ground, trigger guard downwards, muzzle pointing downrange and with the fingers outside the trigger guard.

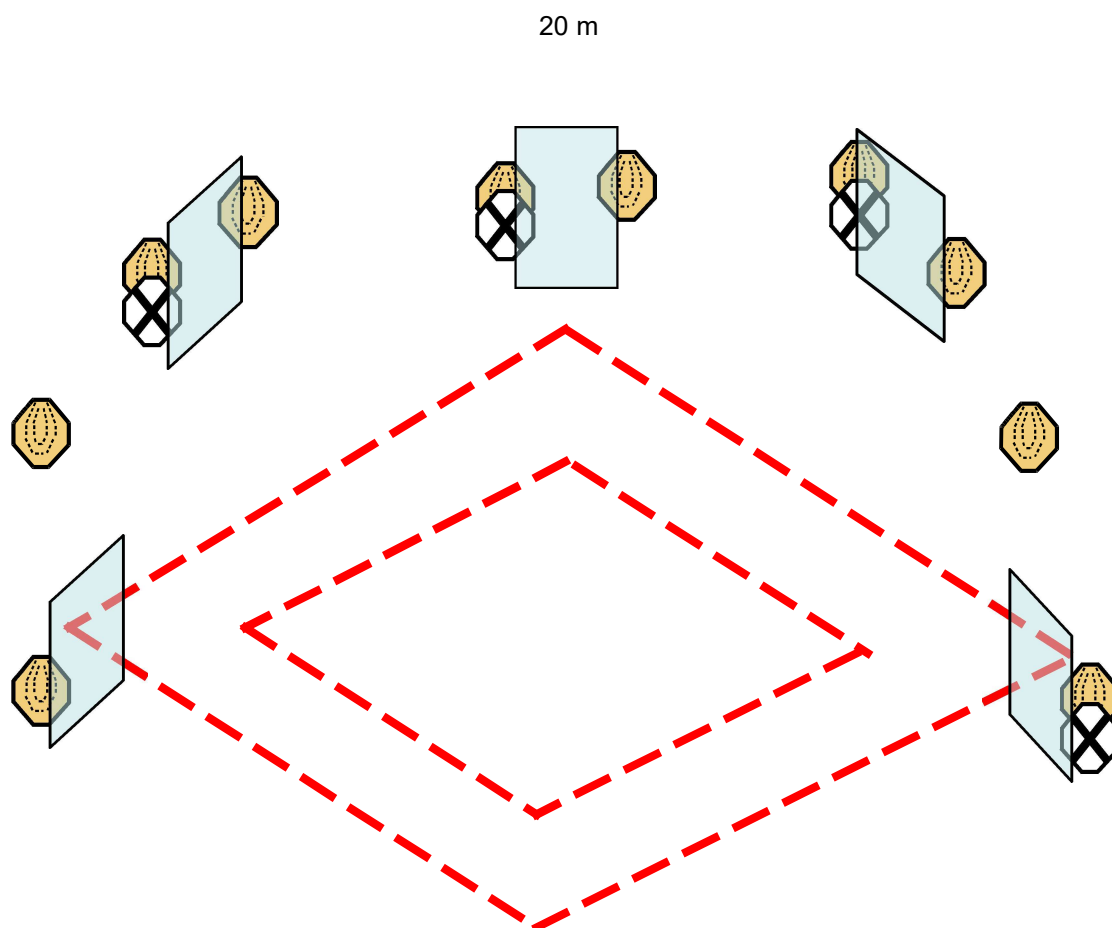
THE RIFLE READY CONDITION: Loaded (Option 1): magazine filled and fitted, chamber loaded, hammer and/or sear cocked and safety catch applied.

TIME START: Audible signal.

PROCEDURE: After start signal engage all targets.

Shooting Academy Rifle – Lithuanian Championship

7 Stage



STAGE 7: (Medium Course).

TARGETS: IPSC MINI Targets 10, No-Shoots 4.

MINIMUM NUMBER OF ROUNDS: 20.

(Maximum points: 100)

START POSITION: Standing erect, anywhere in the designated area, with the rifle in the ready condition, held in both hands, stock touching the competitor at hip level, barrel parallel to the ground, trigger guard downwards, muzzle pointing downrange and with the fingers outside the trigger guard.

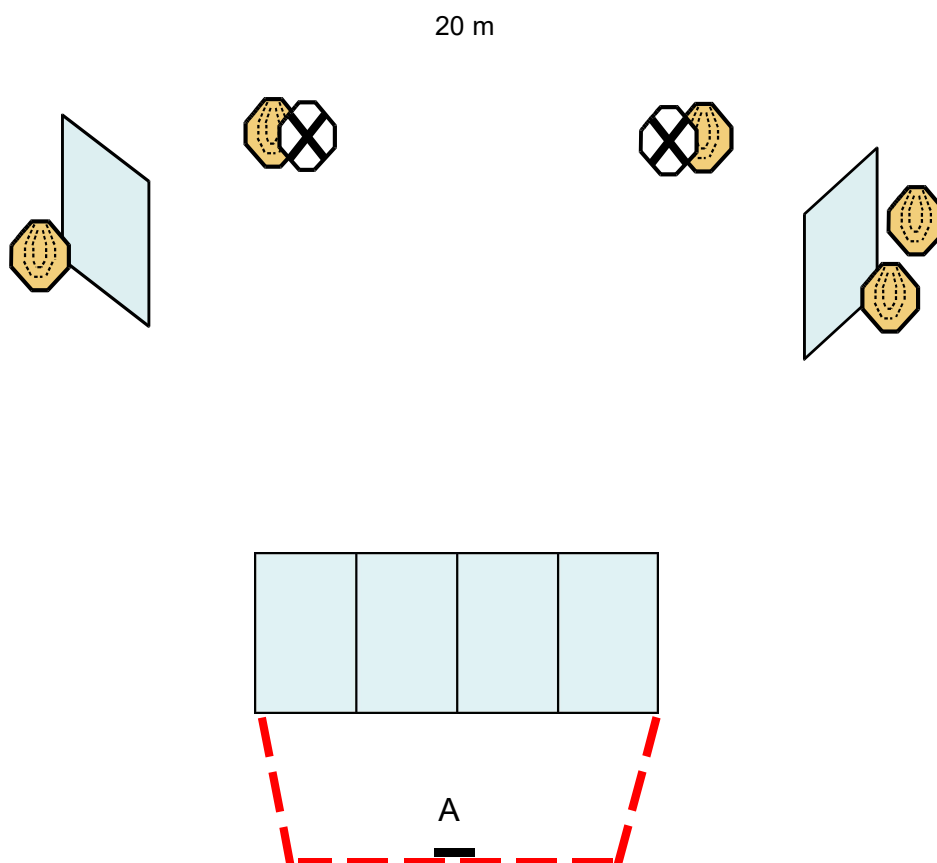
THE RIFLE READY CONDITION: Loaded (Option 1): magazine filled and fitted, chamber loaded, hammer and/or sear cocked and safety catch applied.

TIME START: Audible signal.

PROCEDURE: After start signal engage all targets.

Shooting Academy Rifle – Lithuanian Championship

8 Stage



STAGE 8: (Short Course).

TARGETS: IPSC MINI Targets 5, No-Shoots 2.

MINIMUM NUMBER OF ROUNDS: 10.

(Maximum points: 50)

START POSITION: Standing at A, with the rifle in the ready condition, held in both hands, stock touching the competitor at hip level, barrel parallel to the ground, trigger guard downwards, muzzle pointing downrange and with the fingers outside the trigger guard.

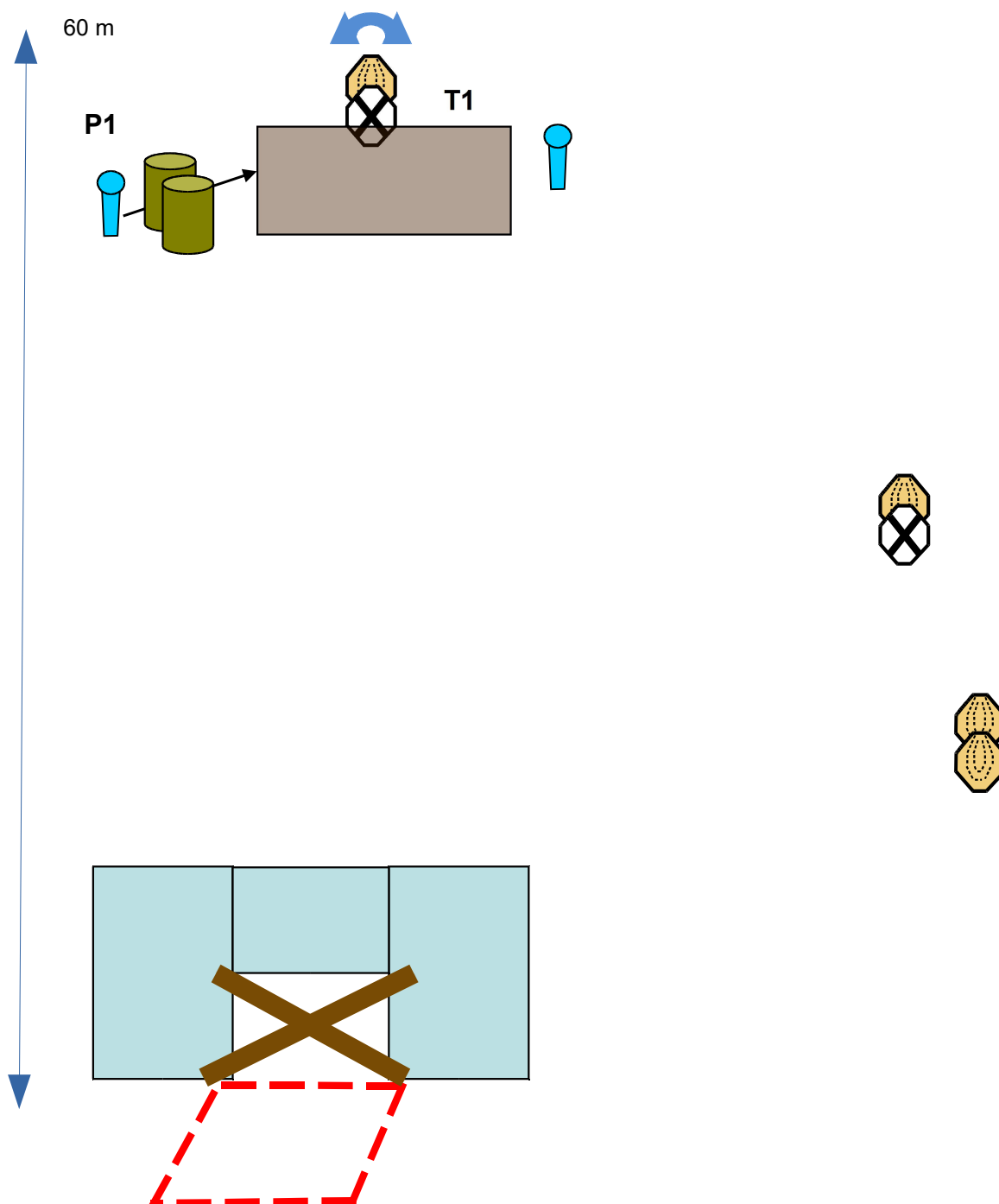
THE RIFLE READY CONDITION: Loaded (Option 2), magazine filled and fitted, chamber empty, action closed.

TIME START: Audible signal.

PROCEDURE: After start signal engage all targets.

Shooting Academy Rifle – Lithuanian Championship

9 Stage



STAGE 9: (Short course).

TARGETS: IPSC MINI Targets 4, IPSC MINI Poppers 2, No-Shoots 2.

MINIMUM NUMBER OF ROUNDS: 10.

(Maximum points: 50)

START POSITION: Standing erect, anywhere in the designated area, with the rifle in the ready condition, held in both hands, stock touching the competitor at hip level, barrel parallel to the ground, trigger guard downwards, muzzle pointing downrange and with the fingers outside the trigger guard.

THE RIFLE READY CONDITION: Loaded (Option 1): magazine filled and fitted, chamber loaded, hammer and/or sear cocked and safety catch applied.

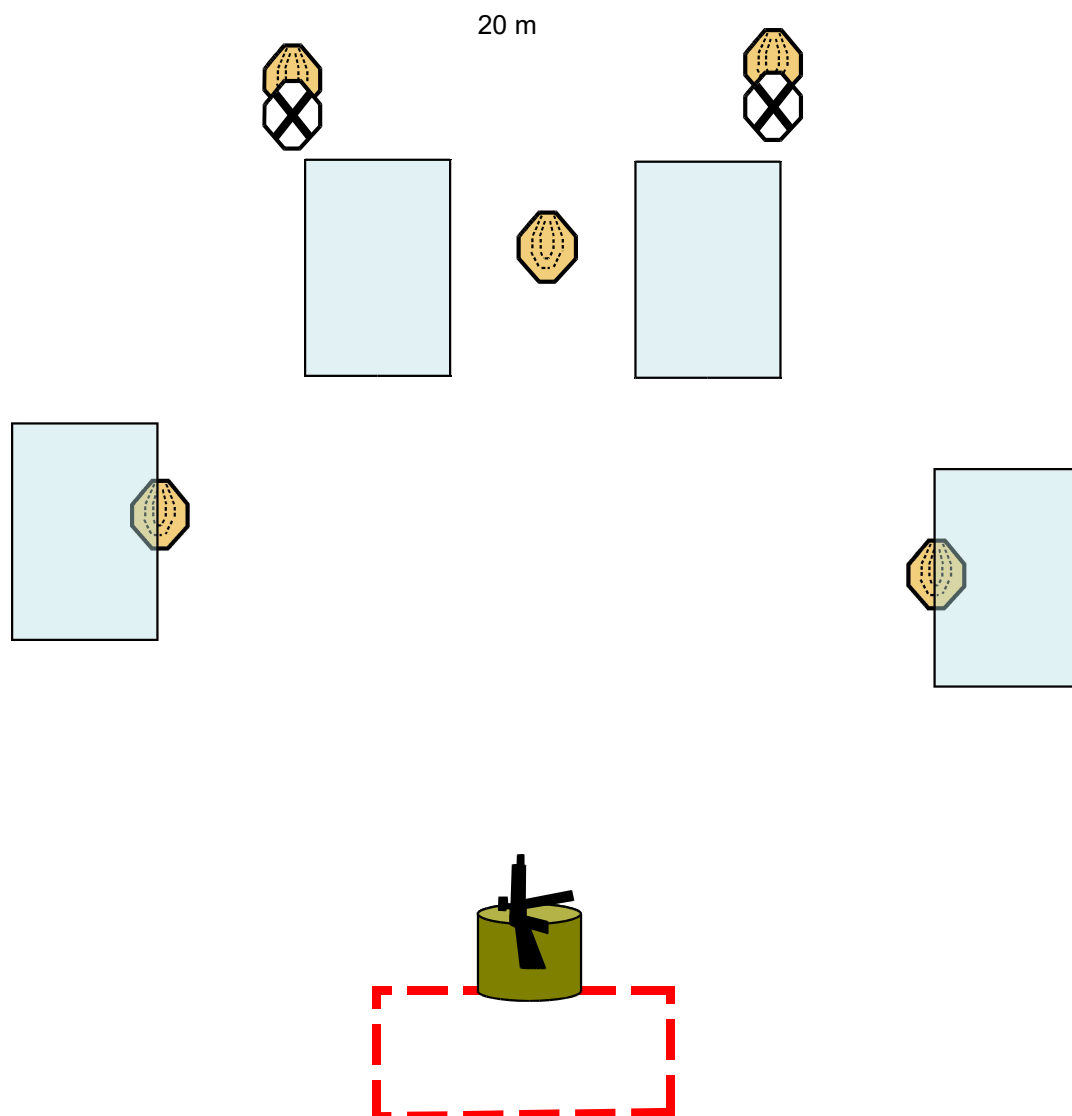
TIME START: Audible signal.

PROCEDURE: After start signal engage all targets.

SPECIAL EQUIPMENT: **Popper P1 activates Swinger T1 which remains visible at rest.**

Shooting Academy Rifle – Lithuanian Championship

10 Stage



STAGE 10: (Short Course).

TARGETS: IPSC MINI Targets 5, No-Shoots 2.

MINIMUM NUMBER OF ROUNDS: 10.

(Maximum points: 50)

START POSITION: Standing erect, anywhere in the designated area.

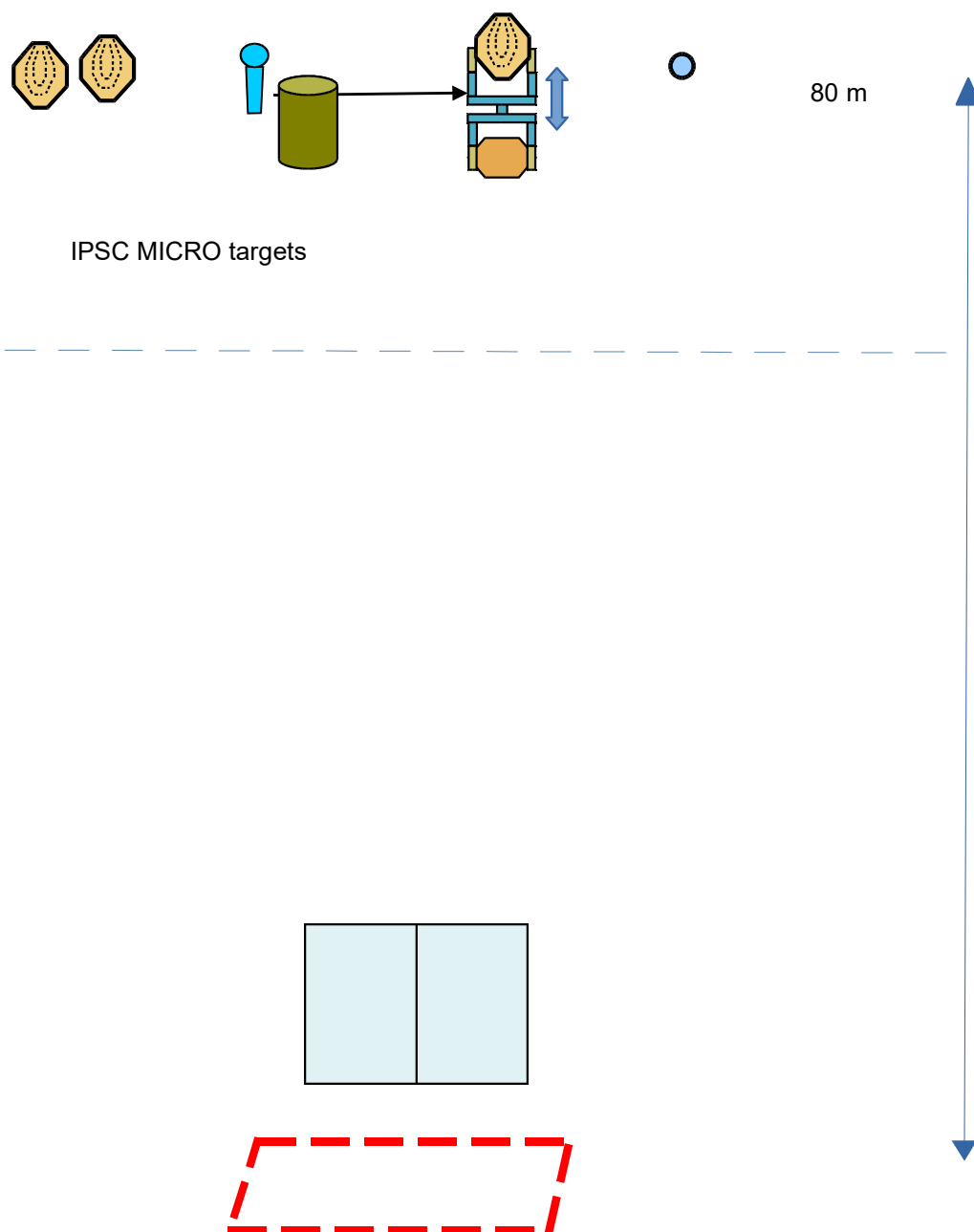
THE RIFLE READY CONDITION: Unloaded (Option 3): fixed magazine must be empty, detachable magazines removed and chamber must be empty. The action may be open or closed.

TIME START: Audible signal.

PROCEDURE: After start signal engage all targets.

Shooting Academy Rifle – Lithuanian Championship

11 Stage



STAGE 11: (Short Course).

TARGETS: IPSC Micro Targets 4, IPSC Popper 1, IPSC Plate 1.

MINIMUM NUMBER OF ROUNDS: 10.

(Maximum points: 50)

START POSITION: Standing erect, anywhere in the designated area, with the rifle in the ready condition, held in both hands, stock touching the competitor at hip level, barrel parallel to the ground, trigger guard downwards, muzzle pointing downrange and with the fingers outside the trigger guard.

THE RIFLE READY CONDITION: Loaded (Option 1): magazine filled and fitted, chamber loaded, hammer and/or sear cocked and safety catch applied.

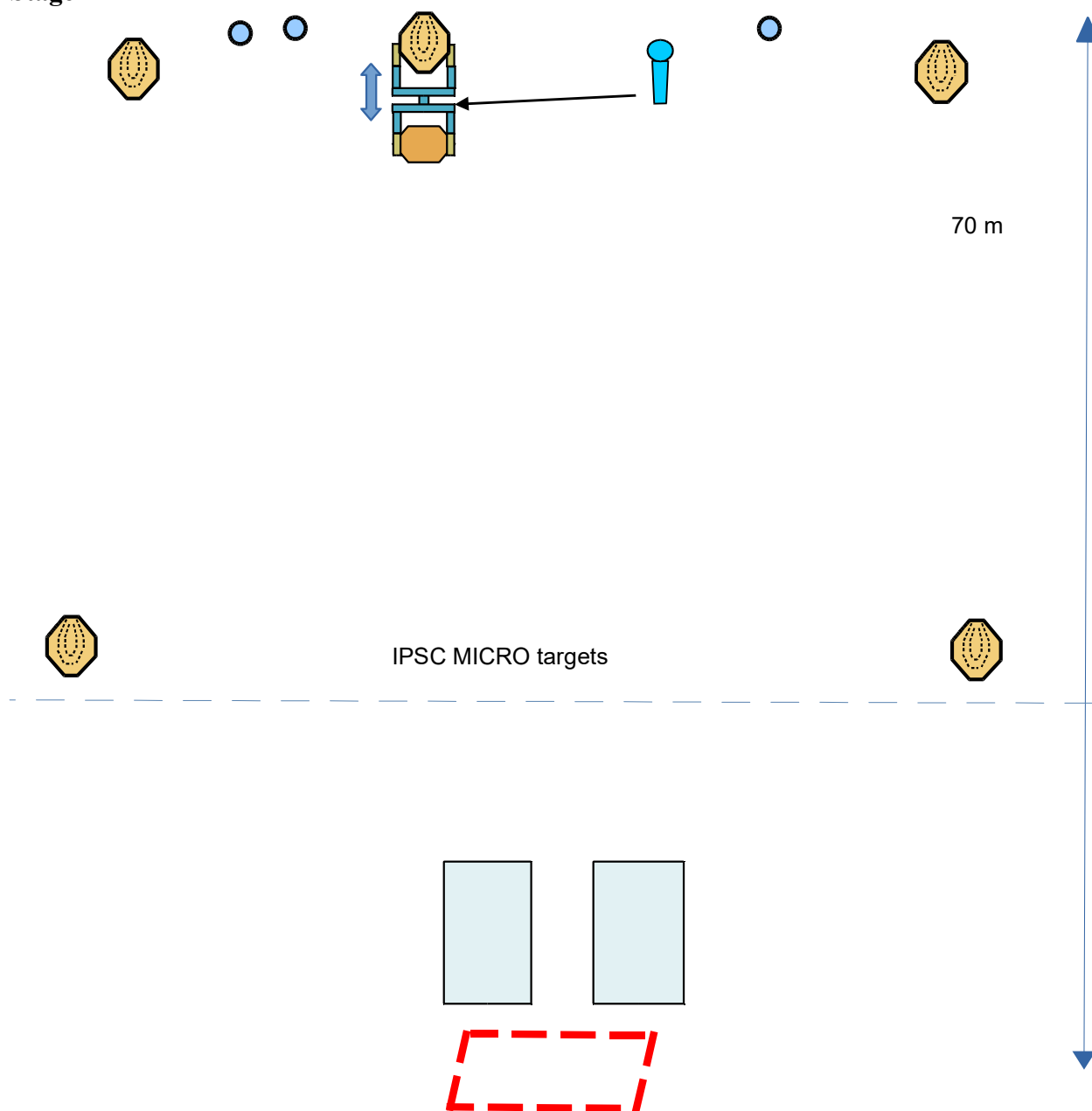
TIME START: Audible signal.

PROCEDURE: After start signal engage all targets.

SPECIAL EQUIPMENT: **Popper P1 activates changing Micro IPSC targets.**

Shooting Academy Rifle – Lithuanian Championship

12 Stage



STAGE 12: (Short Course).

TARGETS: IPSC Micro Targets 6, IPSC Popper 1, IPSC Plate 3.

MINIMUM NUMBER OF ROUNDS: 10.

(Maximum points: 50)

START POSITION: Standing erect, anywhere in the designated area, with the rifle in the ready condition, held in both hands, stock touching the competitor at hip level, barrel parallel to the ground, trigger guard downwards, muzzle pointing downrange and with the fingers outside the trigger guard.

THE RIFLE READY CONDITION: Loaded (Option 1): magazine filled and fitted, chamber loaded, hammer and/or sear cocked and safety catch applied.

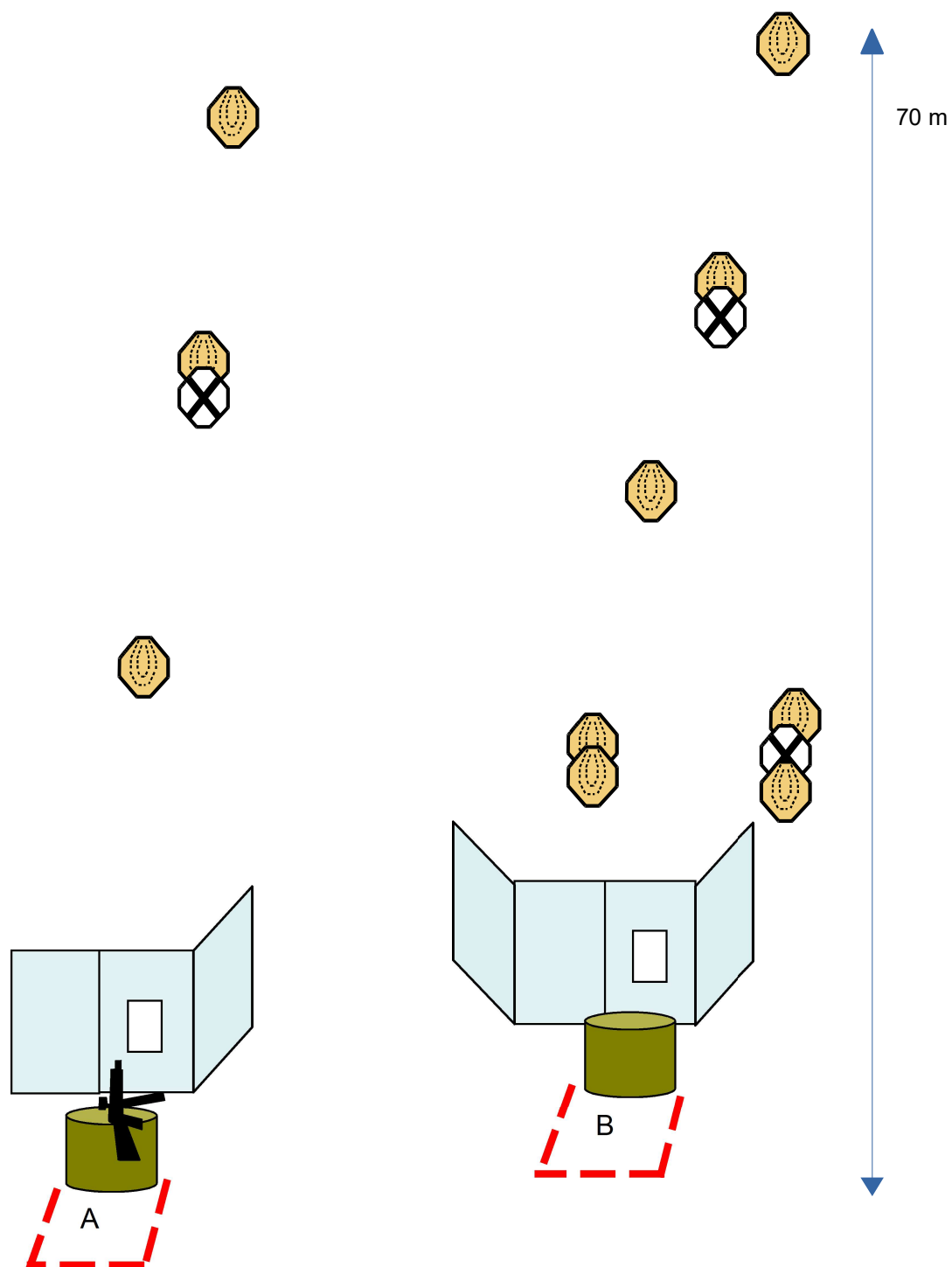
TIME START: Audible signal.

PROCEDURE: After start signal engage all targets, **one best hit per target will be scored.**

SPECIAL EQUIPMENT: Popper P1 activates changing Micro IPSC targets.

Shooting Academy Rifle – Lithuanian Championship

13 Stage



STAGE 13: (Medium Course).

TARGETS: IPSC Mini Targets 10, No-Shoots 3

MINIMUM NUMBER OF ROUNDS: 20.

(Maximum points: 100)

START POSITION: Standing erect, anywhere in the designated area A or B.

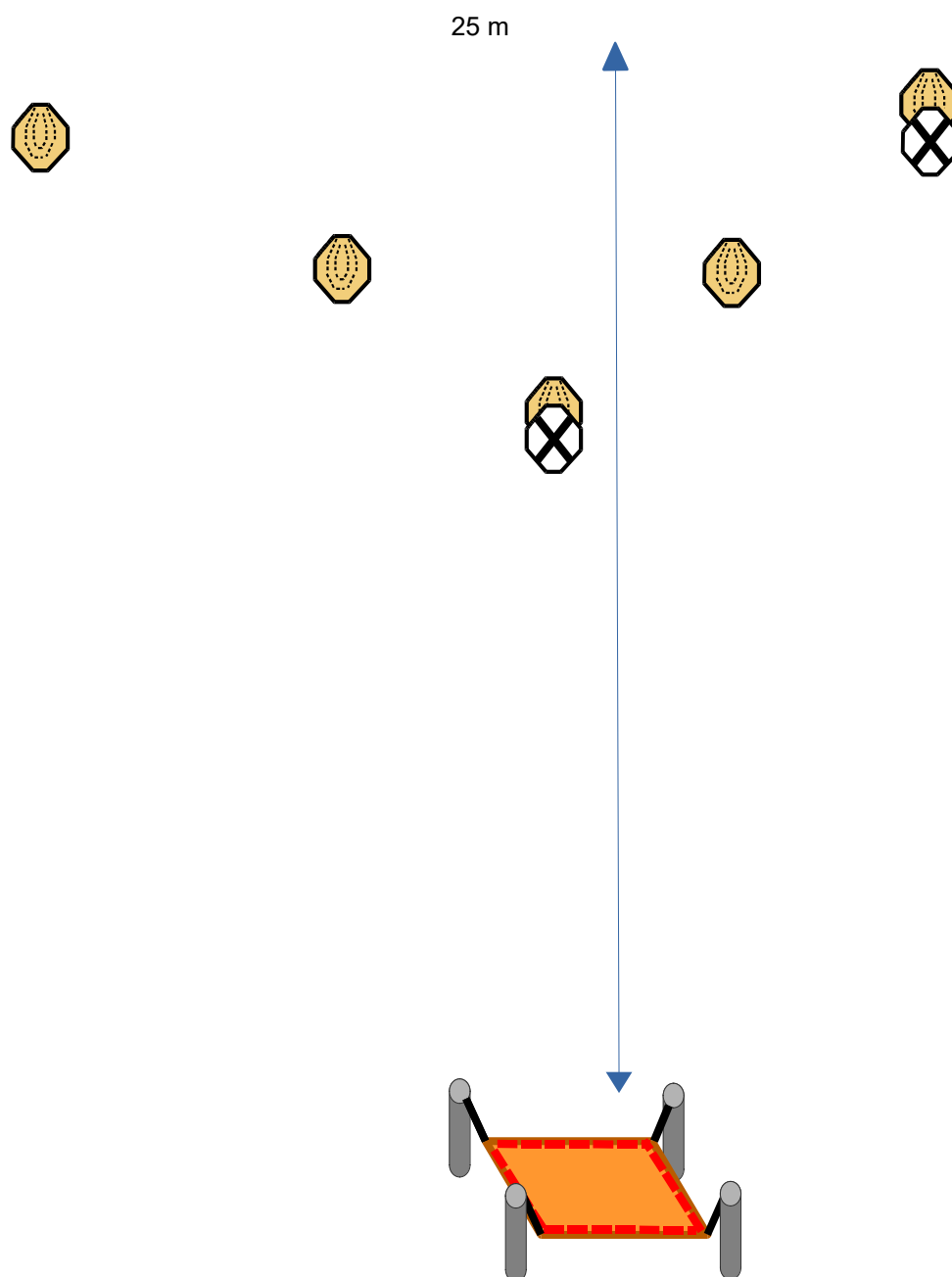
THE RIFLE READY CONDITION: Loaded (Option 2), magazine filled and fitted, chamber empty, action closed, placed on one of the tables, muzzle pointed downrange.

TIME START: Audible signal.

PROCEDURE: After start signal engage all targets from area A and B.

Shooting Academy Rifle – Lithuanian Championship

14 Stage



STAGE 14: (Short Course).

TARGETS: IPSC MINI Targets 5, No-Shoots 2.

MINIMUM NUMBER OF ROUNDS: 10.

(Maximum points: 50)

START POSITION: Standing erect on the platform within the designated area, with the rifle in the ready condition, held in both hands, stock touching the competitor at hip level, barrel parallel to the ground, trigger guard downwards, muzzle pointing downrange and with the fingers outside the trigger guard..

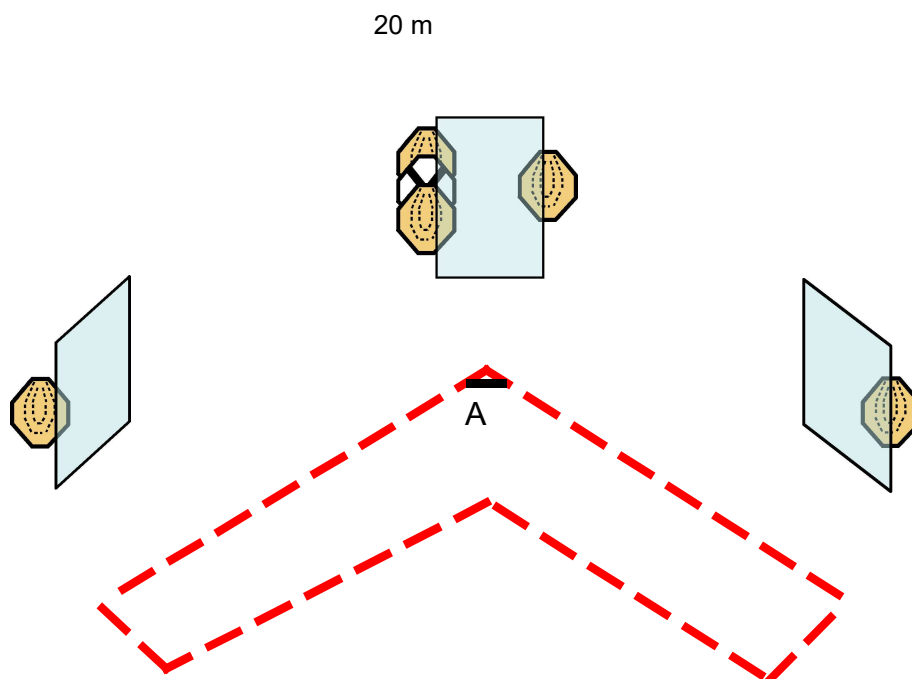
THE RIFLE READY CONDITION: Loaded (Option 1): magazine filled and fitted, chamber loaded, hammer and/or sear cocked and safety catch applied.

TIME START: Audible signal.

PROCEDURE: After start signal engage all targets with mandatory magazine change: **Mandatory reload must be completed after the competitor shoots at his first target, and before he shoots at his final target. Violations are subject to one procedural penalty.**

Shooting Academy Rifle – Lithuanian Championship

15 Stage



STAGE 15: (Medium Course).

TARGETS: IPSC MINI Targets 5, No-Shoots 1.

MINIMUM NUMBER OF ROUNDS: 10.

(Maximum points: 100)

START POSITION: Standing **at A**, with the rifle in the ready condition, held in both hands, stock touching the competitor at hip level, barrel parallel to the ground, trigger guard downwards, muzzle pointing downrange and with the fingers outside the trigger guard.

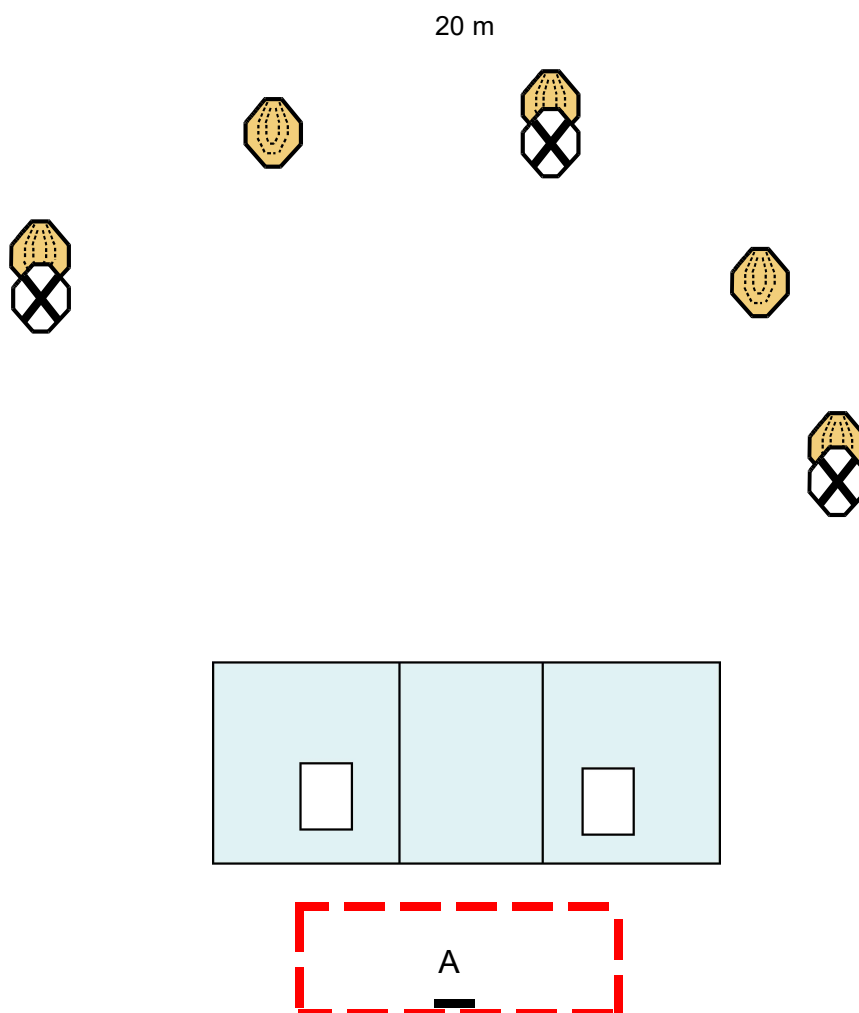
THE RIFLE READY CONDITION: Unloaded (Option 3): fixed magazine must be empty, detachable magazines removed and chamber must be empty. The action may be open or closed.

TIME START: Audible signal.

PROCEDURE: After start signal engage all targets.

Shooting Academy Rifle – Lithuanian Championship

16 Stage



STAGE 16: (Short Course).

TARGETS: IPSC MINI Targets 5, No-Shoots 3.

MINIMUM NUMBER OF ROUNDS: 10.

(Maximum points: 50)

START POSITION: Standing at A, with the rifle in the ready condition, held in both hands, stock touching the competitor at hip level, barrel parallel to the ground, trigger guard downwards, muzzle pointing downrange and with the fingers outside the trigger guard.

THE RIFLE READY CONDITION: Loaded (Option 2), magazine filled and fitted, chamber empty, action closed.

TIME START: Audible signal.

PROCEDURE: After start signal engage all targets.